

S Sandberg®
ACTIVE

Car Jumpstarter Powerbank 7200

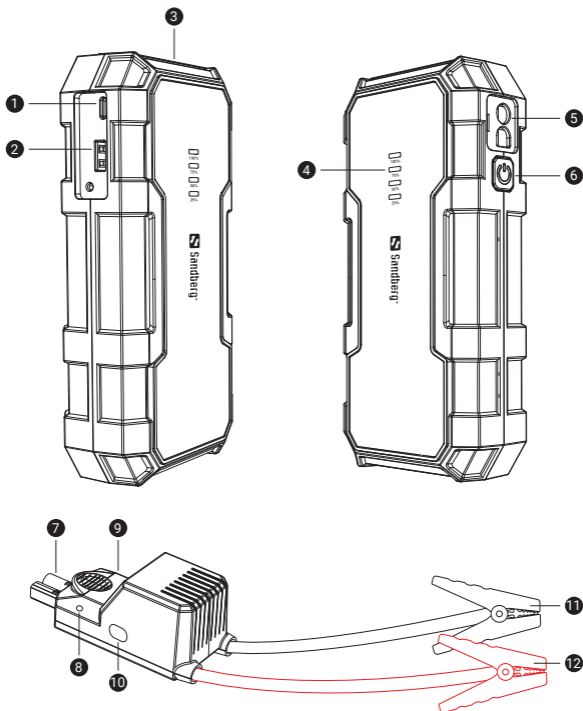
Quick guide

421-52



www.sandberg.world

Product overview

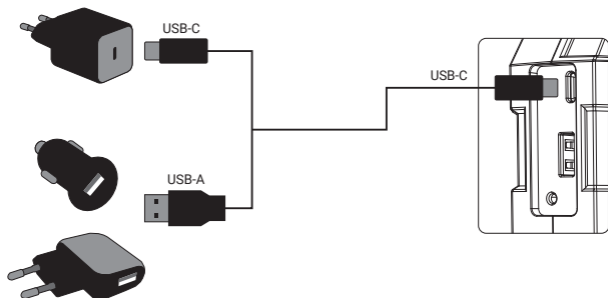


- 1. USB-C input
- 2. USB-A output
- 3. LED light
- 4. Battery indicator
- 5. Jumpstarter port

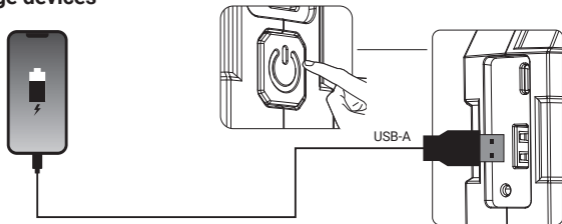
- 6. Power button / Light switch
- 7. Jumpstarter plug
- 8. Clamp indicator (red)
- 9. Clamp indicator (green)
- 10. Boost button

- 11. Clamp -
- 12. Clamp +

Charge Jumpstarter



Charge devices



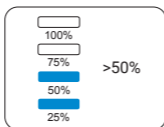
Check battery status



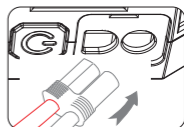
Jumpstart instructions



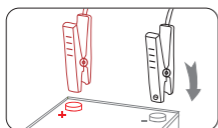
1. Power on



2. Check battery level



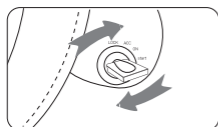
3. Connect jumpstarter cable



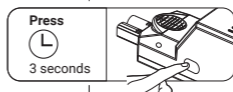
4. RED to (+), BLACK to (-)



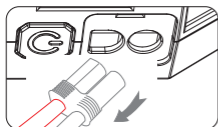
Go to 5



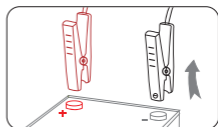
5. Start engine



Go to 5



6. Disconnect cable

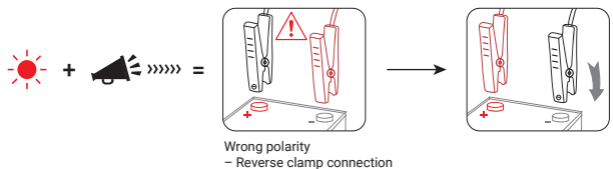
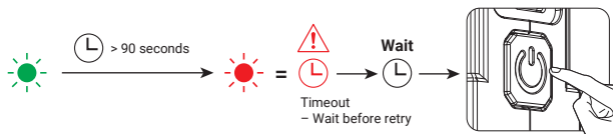
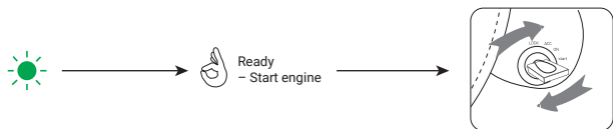
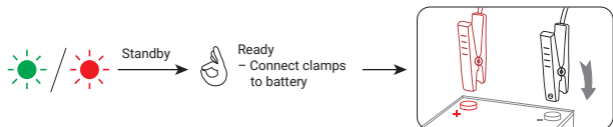


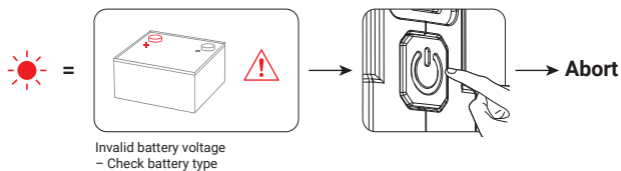
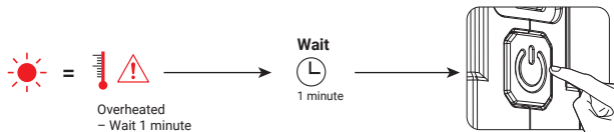
7. Jumpstart complete

• Only designed for cars with 12V systems

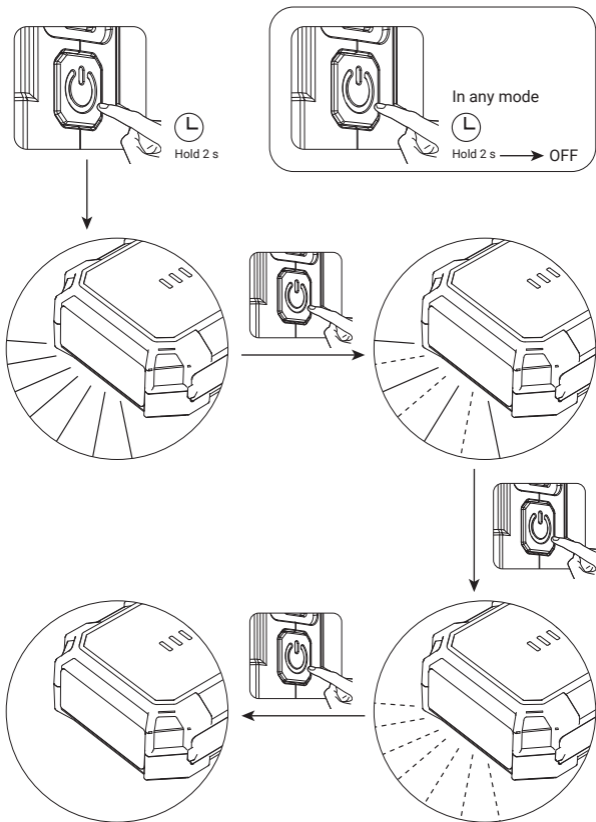
• Max: Petrol 4.0L / Diesel 2.0L

Clamp status guide





Flashlight



Support

helpdesk.sandberg.world

Warranty

There is a five-year warranty on your Sandberg product. Please read the warranty terms and register your new Sandberg product at www.sandberg.world/warranty

5
Years
Warranty

 Sandberg®

Car Jumpstarter Powerbank 7200

Item no. 421-52

Capacity: 7200 mAh / 26.64 Wh

USB-C input: 5V/2A, 9V/2A (18W Max)

USB-A output: 5V/3A, 9V/2A, 12V/1.5A (18W Max)

Clamp rated output: 12V DC 400A

Clamp peak output: 12V DC 1000A

Jump start capability: Up to 4.0L petrol / 2.0L diesel engines

Product weight: 290g

www.sandberg.world

info@sandberg.world

Made in China

Sandberg A/S
Bregnerødvej 133D,
3460 Birkerød, Denmark



NOTE: If not used regularly, please recharge the powerbank at least every 3 months to maintain optimal performance.

