



Solar 5-Panel Powerbank 10000

Quick guide

421-05



Sandberg® Solar 5-Panel Powerbank 10000 Item no. 421-05

Capacity: 10000 mAh / 37 Wh

USB-C input: 5V/3A, 9V/2A, 12V/1.5A (PD18W max)

USB-C output: 5V/3A, 9V/2.2A, 12V/1.67A (PD20W max)

USB-A output: 4.5V/5A, 5V/4.5A, 9V/2A, 12V/1.5A (22.5W max)

PPS Version: 3.3-11.0V / 2.00A Solar panel: 5V/1.6A (8W max)

Magnetic Wireless Charging: 15W max Product weight: 570g

USB-C+USB-A+Wireless Charging Output: 5V/3A (15W max)

www.sandberg.world info@sandberg.world Made in China

Sandberg A/S
Bregnerødvej 133D,
3460 Birkerød, Denmark



NOTE: For optimal battery performance, we recommend fully discharging and recharging the powerbank at least once every three months.



5

Years
Warranty

Warranty

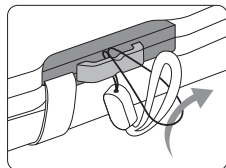
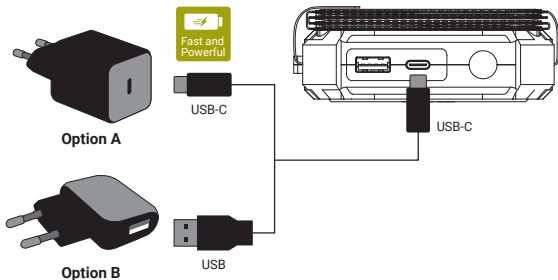
There is a five-year warranty on your Sandberg product. Please read the warranty terms and register your new Sandberg product at www.sandberg.world/warranty

www.sandberg.world Support: <http://helpdesk.sandberg.world>


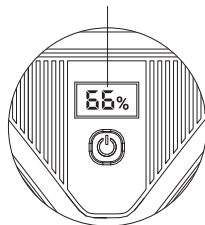


For information on handling electronic waste, see www.sandberg.world/weee

Charge Powerbank



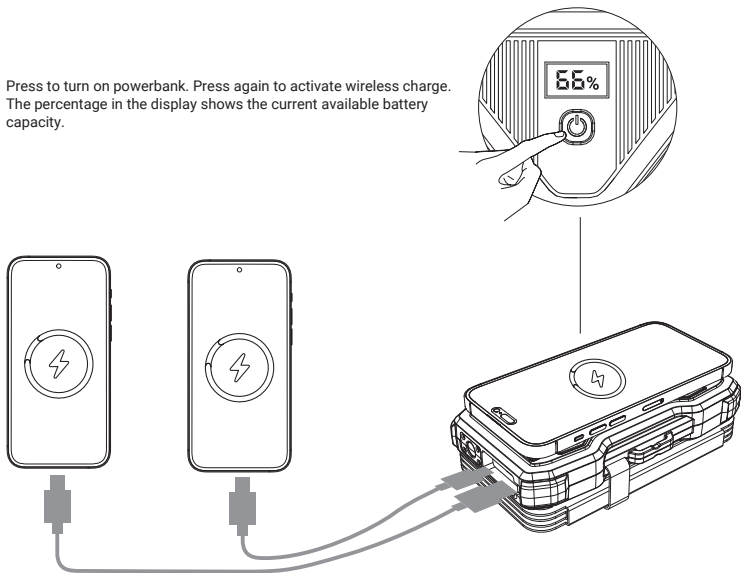
Display blinking in last digit



Battery mAh	Battery Watt-hours	Solar panel Watt	Charging time by sun	Charging time by USB 1A	Charging time by USB 2.4A	Charging time by USB C 18W
10000	37 Wh	8W	7 hours	10 hours	4.5 hours	3 hours


Charge devices

Press to turn on powerbank. Press again to activate wireless charge. The percentage in the display shows the current available battery capacity.




NOTE: When the power bank charges multiple devices at the same time, the power output will become 5V/3A 15W max.


Flashlight procedure




1. Press to turn on powerbank




2. Double press to turn on the flashlight



3. Press again for SOS



4. Press again for caution light



5. Press again to turn off the flashlight